


3-PANEL TURNED EDGE\_0.1.5\_D  
11" X 8-1/2" SHEET SIZE PLUS 1/2" TAB ALLOWANCE  
1 1/2" CAPACITY STRAIGHT D RING METAL  
COVER MATERIAL TEMPLATE  
1.5" Cap-118.5-SD-FS-C

OUTSIDE VIEW SHOWN — PRINT THIS SIDE



BACK PANEL SIZE: 11-5/8" HIGH X 10-3/4" WIDE (11.625 x 10.75)

FRONT PANEL SIZE: 11-5/8" HIGH X 10-3/4" WIDE (11.625 x 10.75)

SPINE SIZE:

11 5/8" HIGH X 2 1/4" WIDE (11.625 x 2.25)

BOTH HINGES ARE 1/4" WIDE (0.25)

○ RIVET HEAD LOCATION  
PLEASE ALLOW A 1/8" PERIMETER VOID OF GRAPHICS  
AROUND EACH RIVET HEAD

PLEASE REMOVE BEFORE THE FINAL PRINT

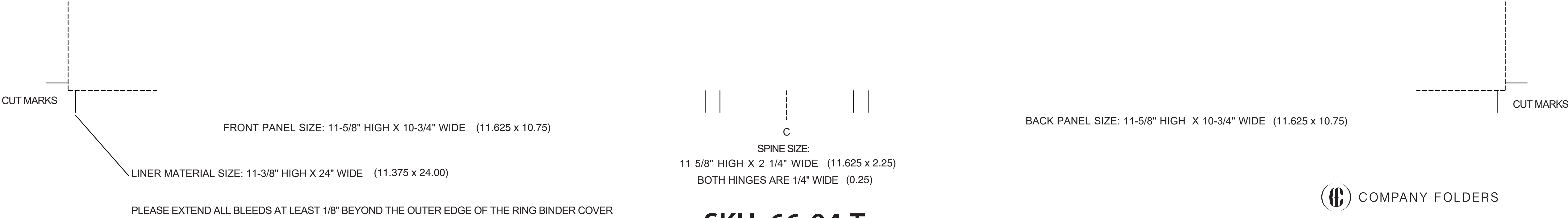
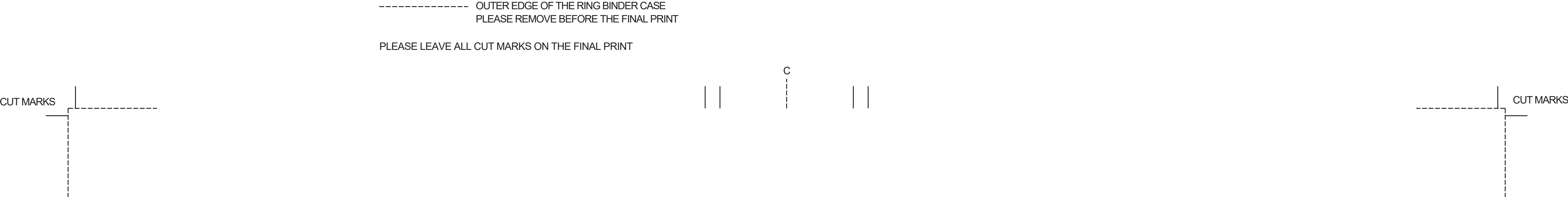
OUTER EDGE  
OF FINISHED  
BINDER

COVER MATERIAL SIZE: 13-1/8" HIGH X 25-3/4" WIDE (13.125 X 25.75)  
PLEASE EXTEND ALL BLEEDS AT LEAST 1/8" BEYOND THE OUTER EDGE OF THE COVER MATERIAL

SKU: 66-04-T

3-PANEL WIDE SPINE  
11" X 8-1/2" SHEET SIZE PLUS 1/2" TAB ALLOWANCE  
1 1/2" CAPACITY STRAIGHT D RING METAL  
LINER MATERIAL TEMPLATE  
1.5" Cap-118.5-SD-FS-L

INSIDE VIEW SHOWN --- PRINT THIS SIDE



SKU: 66-04-T